

CHAPTER 11

EDUCATION

The importance of education in fostering socio-economic growth is well recognized and accepted. Education has not only a direct role in Human Resource Development but also plays a critical facilitative role in almost all developmental aims. Improved educational attainment has significant linkage with many other indicators of social well being.

Evolution of Education

The evolution of education in A & N Islands dates back to the end of the 19th Century when the first Primary school in the Islands was established. Later this Institution was upgraded to the status of a High school with English as its medium of instruction and Urdu as a major language. The High School at Port Blair was then affiliated to Rangoon University but with the separation of Myanmar (Burma) from India, this affiliation was transferred to Calcutta University in 1936. Till 1947 there was no Education department in this Islands and the Deputy Commissioner of the Islands was functioning as the controlling officer of the Education Department in his capacity as President of Education Advisory Committee. In the year 1946, 12 Schools were functioning comprising one High School, One Middle School, Eight Primary School and One each of Karen and Burmese school. The Educational needs of the territory could receive earnest attention only after Independence. During the year 1948-49, a total 20 educational institutions were functioning with an enrollment of 1620 students and 51 teaching staff. Awareness for education among the re-settled people and increased budgetary provision has ensured substantial growth in the sphere of education in the A & N Islands. This has grown to 420 institutions with 86117 enrolment and 4642 teachers as on 2007-08.

The Human Development Index (HDI) of A & N Islands in various fronts stands better than the mainland parts. The Literacy rate for the UT (81.3%) has improved substantially between 1981 & 2001. The A & N Islands now Ranks 8th in Literacy among various States/UT in the country. The gap between the Male & Female Literacy has narrowed down from 17% in 1981 to less than 11% in 2001. Similarly the Rural-Urban disparity in literacy has also declined from 11% in 1991 to about 8% in 2001. The Gross Enrolment (GE) in Elementary schools (Primary & Middle) recoded impressive increase between 1981 & 2001 with 88.99 % GE in the age group of 6-14 years as against 81.58% for All India in 2001-02. The School Drop out in A & N Islands has declined over the two decades and it is significantly lower than All India average. The Teacher Pupil Ratio of A & N Islands stands at 1:18 as against the all India figure of 1:40.

Statement 11.1
Literacy Rate – 2001 Census

Total Population			Total Population (excluding 0-6 age group)		
Male	Female	Total	Male	Female	Total
192985	163280	356265	170252	141339	311591

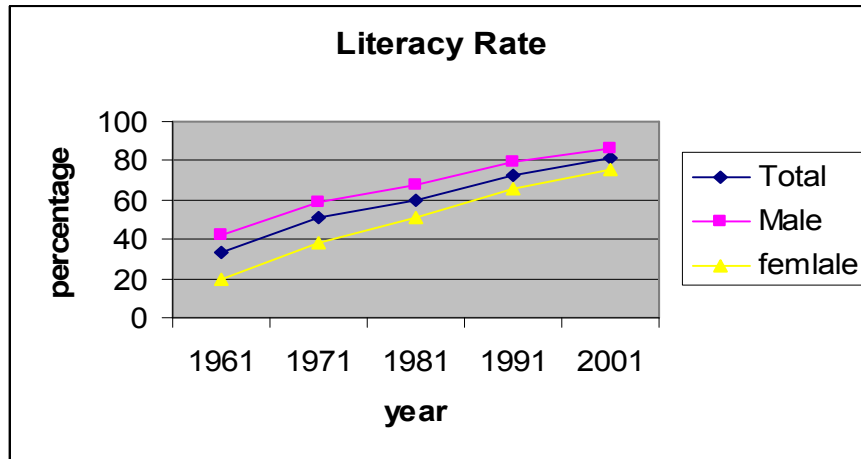
Literate Population			Literacy Rate		
Male	Female	Total	Male	Female	Total
146536	106409	252945	86.07	75.29	81.30

Statement 11.2
Literacy Rate – 2001 Census

District name	Male	Female	Total
Andaman	87.10	76.61	82.35
Nicobar	78.26	65.50	72.41

(Source- Provisional Census 2001)

Chart II.1
Literacy Rate – 1961-2001



Elementary/Secondary Education

The Govt. of India attached great importance to the elementary education and has accepted the Universalization of Elementary Education (UEE) as the National goal wherein free and compulsory education of satisfactory quality should be provided to all children up to the age of 14 years. For this purpose a new scheme viz. Sarva Shiksha Abhiyan (SSA) has been evolved to pursue the UEE in a mission mode. The goals of SSA are: that all children in the age group of 6 to 14 (i) are in the School/ Education Guarantee Scheme (EGS) Centre/Alternative Innovative Education (AIE) Centers by 2003 (ii) complete 5 years of Primary education by 2007 (iii) complete 8 years of schooling by 2010. We, in the Islands have almost achieved the target of 100% enrolment of all the out of school children despite various constraints like natural calamities, geographical spread, remoteness and isolation of Islands, transport and communication associated problems and maintain the retention level by extending various incentives and adopting various strategies/ interventions to check the drop out rates and improve the level of achievements/quality of

education in the schools. It is not only a pedagogic challenge but also a challenge to the entire set up of the education system.

The department of Education continues to impart in service training to its teachers/ Heads of institutions with a view to update their knowledge content and teaching methodology in various subjects in collaboration with UNICEF/ NIEUPA/NCERT etc. The department has already initiated action to remold the Primary Education (for class I & II) under the Multi Grade / Multi Level Methodology developed by Rishy Valley Education Resources (RIVER), Madanapally, Andhra Pradesh. Many teachers and officers of the department have undergone necessary training at RIVER and similar model of teaching/learning environment is proposed to be created in some of the schools in the Islands on Pilot project basis and we hope to address the cry for quality education in the elementary stages of education. The department continues to provide school education in 5 mediums of instruction viz Hindi, English, Tamil, Telugu and Bengali through a network of 412 educational institutions with an enrolment of about 86000 children.

The department has given priority to Science/Computer Education and e-learning by establishing necessary infrastructure in all the schools in a phased manner and implementing Continuity Information Centre (CIC) Vidhya Vahim Project, a centrally sponsored project implemented by the Govt. of India in 41 Secondary/Sr. Secondary schools. The CBSE class X result for the academic year 2007-08 has shown the best result in the last 16 years (56.45%) and 84.13 % in Clas XII during the same period.

The department is also giving due importance to Sports/Games and Physical Education activities. During the academic year 2006-07 several sporting events were organized involving students at various zonal levels and sponsored various teams to participate in various National level events. The prestigious 53rd National School Football championship for boys Under 17 years was organized at Port Blair during December 2007 and A & N Islands School Team won the prestigious Trophy.

School Enrolment

The school enrolment during the year 2007-08 was 86117 consisting of 41560 girls nearly 48%. 6071 students were from ST category of which 2868 were girls (47.24%). The primary stage enrolment during the said period was 36637, the Middle stage enrolment was 22448, the secondary stage enrolment was 13175 and the Sr. Secondary stage enrolment was 7727. The statement 11.4 to 11.9 shows various data in enrolment over the period of time stage wise, district wise block and class wise.

Statement 11.3
Stage wise Enrolment – 1999-00 to 2007-08

Year	Pre-Primary	Primary	Middle	Secondary	Sr. Secondary	Total
99-2000	5455	39977	22384	11455	4425	83696
2000-01	5776	40204	22090	11263	5085	84418
2001-02	5627	40022	21692	11208	5524	84073
2002-03	5699	39625	21835	11232	6093	84484
2003-04	6090	40388	22448	11382	6674	86982
2004-05	6553	40274	23429	12314	6323	88893
2005-06	6104	37601	22769	12483	6544	85501
2006-07	5806	38174	22815	13083	6946	86824
2007-08	6130	36637	22448	13175	7727	86117

Statement II.4
District wise (type wise) Enrolment 2007-08

Type	South Andaman			Middle & North Andaman			Nicobar			Grand Total		
	Boys	Girls	Total	Boys	Girls	Total	Boys	Girls	Total	Boys	Girls	Total
Sr. Secondary	15106	14415	29521	4276	3959	8235	1613	1549	3162	20995	19923	40918
Secondary	4328	3836	8164	3292	2871	6163	779	695	1474	8399	7402	15801
Middle	3882	3446	7328	1926	1944	3870	558	489	1047	6366	5879	12245
Primary	3205	3090	6295	4008	3775	7783	607	610	1217	7820	7475	15295
Pre-Primary	952	855	1807	25	26	51	-	-	-	977	881	1858
Total	27473	25642	53115	13527	12575	26102	3557	3343	6900	44557	41560	86117

**Statement 11.5
Block/Type-wise Enrolment – 2007-08**

Block	Pre-Primary			Primary			Middle			Secondary			Sr. Secondary			Grand Total		
	B	G	T	B	G	T	B	G	T	B	G	T	B	G	T	B	G	T
S/Andaman	937	843	1780	2235	2157	4392	2447	2095	4542	3570	3152	6722	11869	11348	23217	21058	19595	40653
W/Gunj	15	12	27	614	612	1226	1227	1136	2363	385	369	754	2018	1924	3942	4259	4053	8312
M/Andaman	25	26	51	1090	1039	2129	745	751	1496	863	768	1631	2334	2161	4495	5057	4745	9802
Mayabunder			0	1116	1044	2160	545	527	1072	802	739	1541	728	742	1470	3191	3052	6243
Diglipur			0	1802	1692	3494	636	666	1302	1627	1364	2991	1214	1056	2270	5279	4778	10057
L/Andaman			0	356	321	677	208	215	423	373	315	688	1219	1143	2362	2156	1994	4150
C/Bay			0	133	155	288	37	31	68	36	31	67	612	528	1140	818	745	1563
Nancowry			0	234	198	432	248	225	473	421	355	776	282	240	522	1185	1018	2203
C/Nicobar			0	240	257	497	273	233	506	322	309	631	719	781	1500	1554	1580	3134
Total	977	881	1858	7820	7475	15295	6366	5879	12245	8399	7402	15801	20995	19923	40918	44557	41560	86117

Statement 11.6
Enrolment Data by Type of Institution – 1999-00 to 2007-08

Years	Pre Primary		Primary		Middle		Secondary/ Sr. Secondary	
	Boys	Girls	Boys	Girls	Boys	Girls	Boys	Girls
99-2000	1642	1477	7658	6834	7243	6499	27267	25076
2000-01	1392	1189	7836	6958	7179	6528	27792	25544
2001-02	1365	1188	7977	7251	7094	6489	27456	25253
2002-03	1395	1214	7820	7180	6972	6422	27821	25661
2003-04	1495	1351	8135	7520	7210	6560	28325	26386
2004-05	1495	1351	8271	7667	6754	6213	29748	27394
2005-06	1440	1307	7248	6833	6581	6123	29096	26873
2006-07	861	761	7631	7252	6738	6312	29757	27512
2007-08	977	881	7820	7475	6366	5879	29394	27325

Statement 11.7
Enrolment by Management – 2007 – 2008

Type	Adminis tration	Central	Local Bodies	Private Aided	Private Un-Aided	Total
Sr. Secondary	30525	2834	719	2147	4693	40918
Secondary	14949	32	-	-	820	15801
Middle	9033	-	264	-	2948	12245
Primary	11542	-	1091	-	2662	15295
Pre-Primary	-	-	429	-	1429	1858
Total	66049	2866	2503	2147	12552	86117

Statement 11.8
Class wise Enrolment

Stages	2000-01	2001-02	2002-03	2003-04	2004-05	2005-06	2006-07	2007-08
PP	5776	5627	5699	6090	6553	6104	5806	6130
I	8101	8309	8142	8642	8150	7356	7616	7149
II	7863	7368	7619	7835	8574	7443	7431	7300
III	7947	7872	7373	7801	7978	7952	7480	7164
IV	8084	8238	8253	7725	7772	7500	8024	7285
V	8209	8235	8238	8385	7800	7350	7623	7739
Total I-V	40204	40022	39625	40388	40274	37601	38174	36637
VI	7810	7740	7892	8328	8598	7481	7986	8127
VII	7349	7085	6982	7304	7781	7904	7223	7508
VIII	6931	6867	6961	6816	7050	7384	7606	6813
Total VI-VIII	22090	21692	21835	22448	23429	22769	22815	22448
IX	6529	6486	6320	6744	6936	6875	7275	7388
X	4734	4722	4912	4638	5378	5608	5808	5787
Total IX-X	11263	11208	11232	11382	12314	12483	13083	13175
XI	2984	2974	3568	3609	3084	3732	3584	4420
XII	2101	2550	2525	3065	3239	2812	3362	3307
Total Xi-XII	5085	5524	6093	6674	6323	6544	6946	7727
Grand Total	84418	84073	84484	86982	88893	85501	86824	86117

Female Enrolment

The proportion of male students is greater than female students at School level. The enrolment of female during the year 1981-82 was 44.43% which has increased to 48.26%. The following table shows the girl child enrolment year wise and also stage wise. Table 11.10 shows the enrolment of girls since 1981-82. And 11.11 shows the various stage wise enrolment of girls in schools.

Statement 11.9
Percentage of Girls Enrolment to total Enrolment

Year	Total Enrolment	Girls Enrolment	% of Girls total Enrolment
1981-1982	45560	20242	44.43
1991-1992	75891	35146	46.31
2001-2002	84073	40181	47.79
2002 -2003	84484	40441	47.87
2003-2004	86982	41817	48.08
2004-2005	88893	42625	47.95
2005-2006	85501	41136	48.11
2006-2007	86824	41837	48.18
2007-2008	86117	41560	48.26

Statement 11.10
Stage wise Enrolment – 2007 – 2008

Stages	Total Enrollment				ST Students			
	Boys	Girls	Total	% of Girls	Boys	Girls	Total	% of Girls
Pre -Primary	3209	2921	6130	47.65	55	41	96	42.71
Primary	18811	17826	36637	48.66	1451	1266	2717	46.60
Middle	11769	10679	22448	47.57	876	802	1678	47.79
Secondary	6882	6293	13175	47.76	535	476	1011	47.08
Sr. Secondary	3886	3841	7727	49.71	286	283	569	49.74
Total	44557	41560	86117	48.26	3203	2868	6071	47.24

Gross Enrolment Ratio

The GER for the elementary level i.e 6-14 years 86.52 during 2007 in comparison to 93.73 during 2001. GER for primary level was 86.65 during 2007 which was 94.71 during 2001. The girls enrolment ratio has increased from 44.43% during 1981-82 to 48.26% during 2007-08.

Statement 11.12

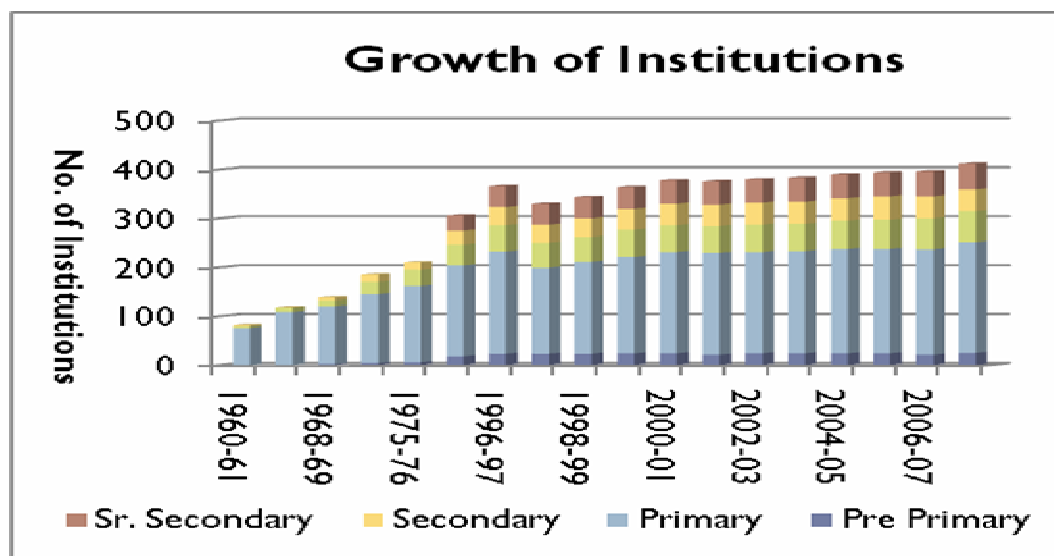
Gross Enrolment Ratio (GER)

Year	Primary 6-11yrs	Elementary 6-14 yrs
2001-02	94.71	93.73
2002-03	93.76	92.78
2003-04	95.56	94.28
2004-05	95.28	95.00
2005-06	88.95	89.48
2006-07	90.29	89.85
2007-08	86.65	86.52

Institutions of Education

The number of schools which were 82 during 1960 has gone up to 412 as on 30.09.2007. In 1960 there were 3 secondary level schools which have risen to 53 during as on 30.09.2007.

Chart 11.2



Schools by Management – 2007-2008

The A & N Administration plays a major role in the field of education, 323 schools of various types were in existence out of 412 schools nearly 78% and the enrolment in the school was 66049 out of 86117 i.e. around 76.7%.

Statement 11.13

School	Government		Private			Total
	Admn.	Central	Aided	Unaided	Local bodies	
Sr. Secondary	41	4	2	5	1	53
Secondary	42	1	0	1	0	44
Middle	50	0	0	13	1	64
Primary	190	0	0	28	8	226
Pre primary	0	0	0	22	3	25
Total	323	5	2	69	13	412

Role of private sector

The private aided and un-aided schools also play a vital role in providing education in the Islands. 71 institutions are managed by the unaided and aided schools which constitute 17.2% of the schools and have enrolment of 17.06%.

Chart 11.3

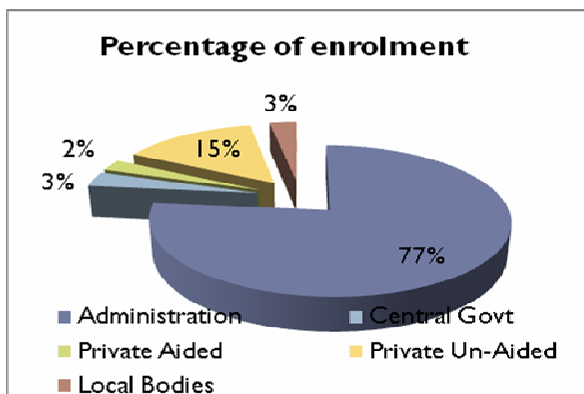
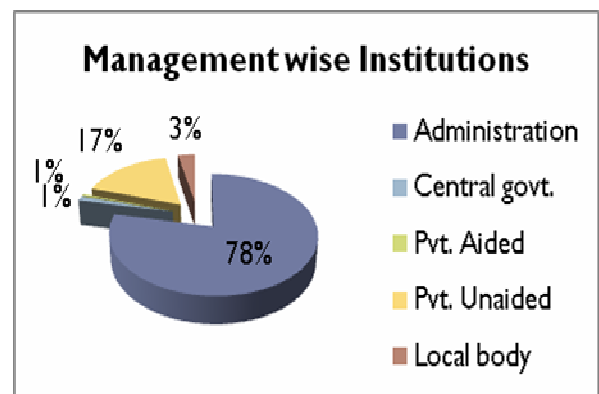


Chart 11.4



Results of Class X & XII

The results of Secondary and Senior Secondary level conducted by CBSE, the pass percentage during the year 2007-08 was 56.45 of which was 33.86 % during 1999-2000 for Secondary level examination and 84.13% during 2007-08 as compared to 73.27% during 1999-2000. During 2007-08 5463 students appeared in Secondary Examination and 3213 appeared in Sr. Secondary Examination.

Computer Education

There are two main projects implemented in the islands

(i) Computer Education Project - To promote computer literacy among classes VI to XII and for teachers 24 Senior Secondary schools have covered under the project.

(ii) Community Information Centre – Vidya Vahini Project (CIC-VV) The aim of the project is to promote ICT based education and training to the students and teachers and provide internet connectivity through VSAT. 41 Schools/locations (through ERNET India) have been covered under the scheme.

Vocational Education

Three schools in the Islands are providing vocational education at Senior Secondary level. The following table shows the vocational courses conducted and enrolment during 2007-08 in respective schools.

Statement 11.14

Name of School	Course	Enrolment
Govt.Girls Sr. Sec.School, Port Blair	Stenography	10
Govt.Model Sr. Sec.School, Port Blair	Information Technology Applications	45
Govt. Sr.Sec.School Swadeshnagar	Agriculture	34

Teachers in School

The Islands have Teacher pupil ratio of 1:18 much above the All India average of 1 : 40, The primary level and Middle level ratio is 1:16.

Statement 11.15

School	Enrolment	Teacher	Teacher Pupil Ratio
Sr. Secondary	40918	1940	1:21
Secondary	15801	927	1:17
Middle	12245	768	1:16
Primary	15295	929	1:16
Pre-primary	1858	78	1:24
Total	86117	4642	1:18

Drop out from Schools

During 2007-08 the drop out from Primary level was 10.45% , Middle level 8.93% and 20.45 in Secondary level. The girls drop out was on the higher side in primary level and secondary level as compared to boys. 11.20% dropped out at primary level, 6.7% at Middle level and 17.09 at Secondary level.

Among the ST students the drop out was 21.61% at primary level. The dropout among the girls was 24.05% for the primary level. At Middle level there was no drop out among ST students. Whereas at the Secondary level the drop out of ST was 18.13% and the girls dropout was 19.01%.

Mid Day Meal Programme

National programme of Nutritional support to Primary Education (NPNSPE) is implemented in 30 Govt. and Govt. aided schools in the Islands.

Cooked Mid day meal was provided to 30854 students of primary stage and 19585 students of Middle stage during 2007-08.

Text Book Bureau

The Department has established a Text Book Bureau for procurement and Distribution of Textbooks prescribed by NCERT/CBSE which also includes distribution of text books to students of BPL families. During the year 2007-08, 44987 students were provided with free textbooks. In addition 5027 girl students were provided with free text books from classes I to VIII irrespective of parental income.

Library Services

In the Islands there is a State library, a District library, 13 Zonal libraries and a mobile library. The membership in the libraries during 2007-08 was 19152 and having more than 104035 book in English and 10 regional languages.

State Institute of Education (SIE)

State Institute of Education conducts in service orientation courses/ workshops for teachers of different subjects in collaboration with National level Education Institutions like NCERT, RIE, CBSE etc. The SIE also conducts examination for Andaman & Nicobar Board of Examination for teacher Education. Talent search examinations are also conducted by SIE.

Higher & Technical Education

There are four Degree colleges imparting Under-graduate and post-graduate courses of which three are government colleges and of this one imparts Teacher education at Degree level. The total enrolment in the year 2007-08 in higher education was 2761. The enrolment of female was 1580(57.2%). The enrolment during 2003-04 was 2444 and the female enrolment was 1302 (53.27%). The faculty strength was 130 of which 121 are under government.

Two Government Polytechnics impart various technical courses of Diploma level. The enrolment during 2007-08 was 648 which was 376 during 2003-04.

District Institute of education and Training (DIET) conducts 2 years Junior Basic Training Course. The enrolment during 2007-08 was 119 of which 84 were female.

Industrial Training Institute (ITI) imparts various job- oriented vocational courses. The enrolment in ITI during 2007-08 was 209 which was 160 in 2003-04.

Adult Education

Adult Education programme was launched in the Islands since 1997 under National Programme NLM to remove illiteracy. At present 35 Jana Siksha Nilayam and 35 EGS/ AIE centres which has enrolment of 525 and 579 adults respectively.

Sports activities in Schools

Sports & games in schools is complimenting to overall development of the students and also to identify the talents of sports among them. The students of Port Blair lifted the 53rd SGFI National School football Championship which was held at Port Blair during Dec.2007 in which 16 States participated. The students are given regular chance to participate in the National and International tournaments.

Expenditure in Education

During the year 2007-08 the Plan expenditure on education was Rs.5622.43 lakhs which is the 1st year of XIth Five Year Plan as compared to Rs.4674.18 lakhs during 2002-03 which was the 1st Year of X the Five Year plan. An amount of Rs. 6699 lakh has been provided in 2008-09 under Annual Plan.

During the X th Plan (2002-07) Rs. 28344 lakh was provided under Education sub-sector and Rs. 40965 lakh has been proposed during XI the Plan(2007-12)

During the year 2008-09 Rs 15517 lakh has been provided for Education sub-Sector of which Rs. 7586 lakh (49%) has been provided for Primary education, Rs.4981.32 lakh (32%) has been provided for Secondary Education, Rs 1338.69(9%) has been kept for Higher education and Rs 1168 for Technical Education and balance 3 % for other educational activities.

Chart 11.5

